

ARJO

MAXI SKY⁶⁰⁰

THE NEXT GENERATION CEILING LIFT
SYSTEM FOR BEST COVERAGE

New from BHM and Arjo!





Manual lifting of patients and residents is a major cause of work-related injury and strain at healthcare facilities. To protect staff, it is crucial to use the correct mechanical aids and working methods in patient handling. For your clients, it is important to be handled with safety and comfort, and with dignity and privacy. Ceiling lifts are proven patient handling aids that satisfy all this criteria.

The new *Maxi Sky⁶⁰⁰*, the most technologically advanced ceiling lift on the market, is an easy-to-operate system that allows a single caregiver to perform transfers by using a hand control without stress or strain and with no manual lifting.

This ceiling lift system gives you the best coverage for your facility in more ways than one.

Thanks to its revolutionary versatile track system, *Maxi Sky⁶⁰⁰* offers you the best space coverage options. The modular track system enables flexible solutions, so a track layout can always be optimized for your needs and the specific working space.


Maxi Sky⁶⁰⁰ also provides the best coverage for your clients, today and tomorrow, as your needs grow. It is the ideal ceiling lift for routine transfers of non-ambulatory individuals. With a lifting capacity of 272 kg/600 lbs, it is also designed to help you meet the demands of handling heavier healthcare facility populations in the future.

- **FAST, EASY INSTALLATION:** Due to a revolutionary patented design, the KWIKTrak brackets can be installed far faster than conventional brackets.
- **UNIQUE TRACK:** The tight radius of the curved track sections enables layouts with superior space utilization. Track sections fit together using a unique pin-locking system, and once in place, the seamless joints provide a smooth ride for the client during lateral movement. Track accessories such as the turntable, exchanger and gate are powered off the cassette requiring no additional electrical outlets.
- **INSTANT AVAILABILITY:** The unit is always ready for use. After transfers, the lift cassette is returned to the clip-on charging station, which can be positioned anywhere on the track (automatic return to charge is an option that can simply be programmed into the cassette).
- **BUILT-IN SAFEGUARDS:** Several features – a brake, lowering system and cord-pull emergency stop – safeguard the client in the event of an emergency. A limiter prevents lift use if the battery is low.
- **SMOOTH OPERATION AND CONTROL:** Regulation of lateral speed and spreader bar height is programmable from the hand control. The electronic soft-start and soft-stop makes it easy for the caregiver to ensure the lift can always be stopped smoothly and safely exactly in the required position. An option called "Automatic Return to Charge" allows the user to send the cassette to the required transfer point automatically at a touch of a button, saving time and increasing productivity.
- **FULL RANGE OF SLINGS:** A complete range of loop or clip slings is available for use on the applicable 4-point or 2-point spreader bar. The ARJO Walking Jacket is also compatible.
- **SIMPLE MAINTENANCE:** Battery changing is easy and requires only a screwdriver. A red light on the lift cassette alerts the caregiver when servicing is required. Due to the modular design, replacement components are simply snapped into place.

The Dynamic Positioning System (DPS) provides a safe and comfortable sling position for the patient while simplifying transfers for the staff. The 4-point hook-ups, located between the patient's knees and outside the shoulders, hold clients in a normal anatomical position without causing abduction or adduction of the legs. With DPS the patient can be rotated into a semi-reclined position, as well as positioned into a fully upright seated position, to alleviate stress on the legs and thighs by redistributing the weight load to the backside of the individual.




TRACKS



Straight section – track height 90 mm, available in 3 and 6 m lengths.




Straight section – track height 140 mm, available in 4.5 m lengths.




Straight section – track height 180 mm, available in 6 m lengths.




Curve sections – available in 45 and 90 degrees.



Gates – for transferring from a room-covering system to a single-track system.



Traverse system – for improved covering.

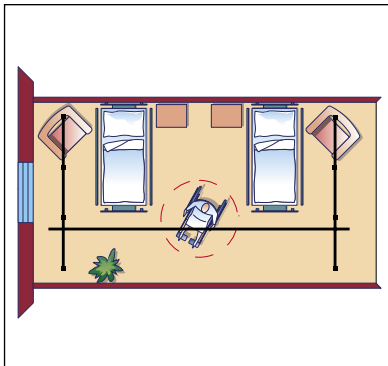


Exchanger – increases options by allowing lift transfer between tracks.

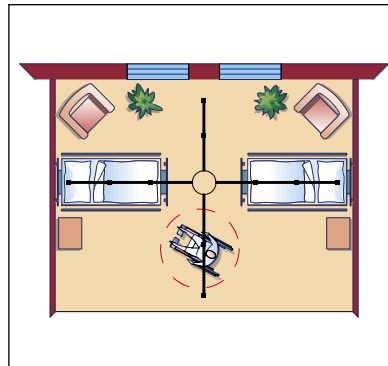


Turntable – a small unit that increases flexibility of the track layout.

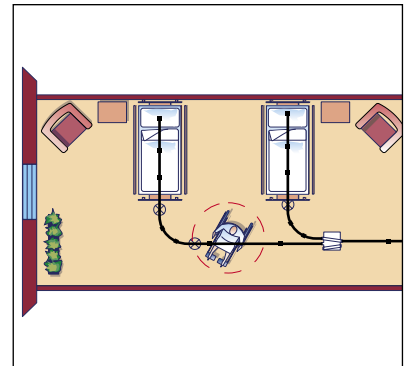
LAYOUTS



A traverse system offers good coverage for a two-bed room.



A central turntable can be used in layouts to increase coverage.



Curved track together with an Exchanger can be incorporated to provide an optimum layout solution.



COMPLETE SOLUTIONS FOR PATIENT INTERFACE

In addition to a wide range of clip or loop slings, the *Maxi Sky*⁶⁰⁰ can also be used with a variety of stretchers. This picture is showing the scoop stretcher – when a more rigid lifting surface is required. Soft stretchers and Strap stretchers are also available for more comfort or to accommodate heavily intubated clients.



CHARGED AND ALWAYS READY TO USE

Pressing a button on the hand control sends the lift cassette to the charging station. If left unused for a period, the cassette will automatically return to charge (optional).

SCALE OPTION: The *Maxi Sky*⁶⁰⁰ is available with a scale option.

PRODUCT SPECIFICATIONS

Product Information

- Lifting capacity: 272 kg. (600 lbs.)
- Unit weight: 11.5 kg. (28 lbs.) batteries included
- LED indicator for maintenance required
- Electronic microprocessor soft-start and stop motor control
- Power on indicator
- Double centrifugal emergency brake system (in case of mechanical failure)
- Manual emergency lowering device (located on the motor cab)
- Electrical up and down emergency buttons
- Emergency stopping device (pull cord) accessible from the ground
- Overload circuit protection current limiter
- Low battery disconnect system
- Low battery indicator (audible and visual LED)
- Charging indicators
 - blinking yellow – charging
 - full yellow – charging completed
- Strap length up to 2.3 m. (90 in.) tested for 1360 kg. (2998 lbs.)
- Lifting speed:
 - 2.7 cm./sec. (1.2 in./sec.) at 272 kg. (600 lbs.)
 - 3.5 cm./sec. (1.6 in./sec.) at 200 kg. (440 lbs.)
 - 6 cm./sec. (2.3 in./sec.) at 0 kg. (0 lbs.)
- Batteries: 2 X 5 Ah will average 150 cycles (loaded at 75 kg./ 165 lbs.)
- Adjustable horizontal displacement speeds: 10, 15, 20, 25 cm./sec. (4, 6, 8, 10 in./sec.). Preset at 20 cm./sec. (8 in./sec.)
- Automatic return to charge function initiated by user (optional): weight sensor cut-out 9 kg. (20 lbs.). In a 4 way configuration, cassette is available with standard "user activated" return-to-charge or optional timed "automatic" return-to-charge

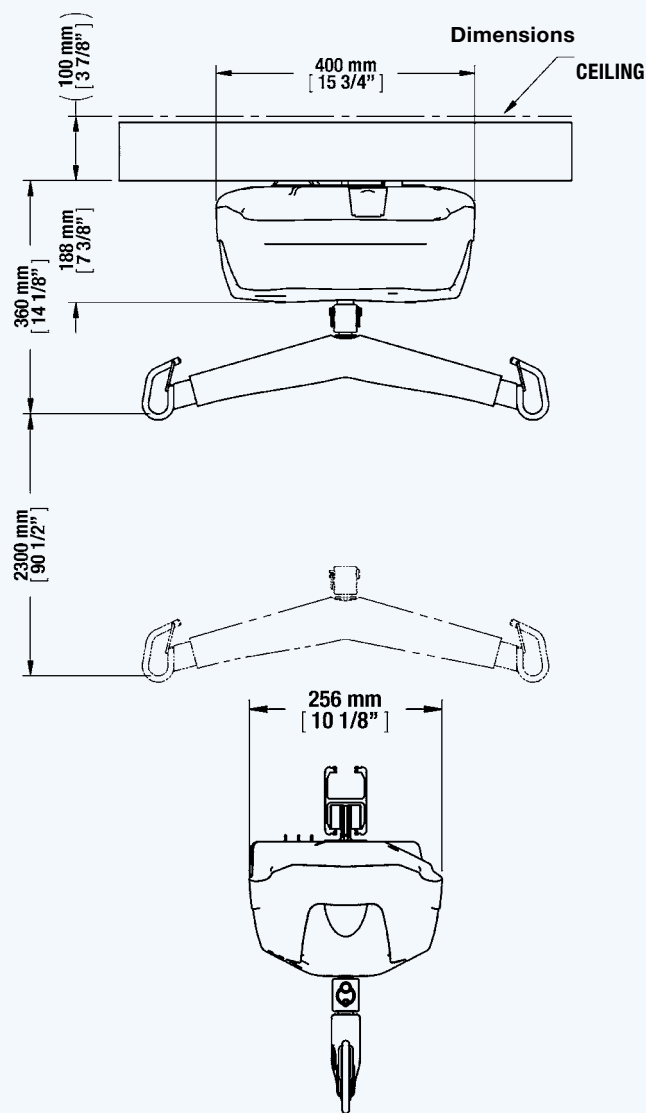
- ABS FR casing (fire retardant)
- CSA No. 601.1, UL No 2601-1 certifications
- CE marked
- Respects EMI standards (electromagnetic interference)
- ISO 10535

CHARGER UNIT

- Power indicator on charging module
- Clip on charger any where on the track
- 120-240 Vac. / 50-60 Hz. / 27 Va.
- Class 2 insulated

HAND CONTROL

- ABS fire retardant
- Santopren tactile buttons
- IP44
- Infrared remote control (optional)



The *Maxi Sky⁶⁰⁰* is part of the complete ARJO *Maxi Sky* ceiling lift range that includes the *1000 model*, a bariatric ceiling lift, and the *440 model*, a portable ceiling lift.

We strongly advise and warn that only ARJO Designed Parts, which are designed for the purpose, should be used on the equipment and other appliances supplied by ARJO, to avoid injuries attributable to the use of inadequate parts. ARJO Conditions of Sale make specific provision, confirming no liability in such circumstances. Our policy is one of continuous development, and we therefore reserve the right to change specifications without notice. All products are CE marked and has TÜV approval.

ARJO

Arjo Inc.

USA: 1-800-323-1245

Canada: 1-800-665-4831

www.arjo.com

GETINGE

GETINGE GROUP is a leading global provider of equipment and systems that contributes to quality enhancement and cost efficiency within healthcare and life sciences. Equipment, services and technologies are supplied under the brands **ARJO** for patient hygiene, patient handling and wound care, **GETINGE** for infection control and prevention within healthcare and life science and **MAQUET** for surgical workplaces, cardiopulmonary and critical care.